

Inpatient Request

Authorization IVR Caller Guide


Hours of Availability: Monday – Friday 6:00 a.m. to 11:30 p.m. (CT); Saturday 6:00 a.m. to 6:00 p.m. (CT); Sunday – Closed

1 of 6

- Utilize your keypad when possible
- Avoid using cell phones
- Minimize background noise
- Mute your phone when you are not speaking

This caller guide does not apply to Medicare Advantage or Texas Medicaid.

1) Getting Started



Welcome to the Blue Cross and Blue Shield of Texas Medical Management Department. If you're a health care provider, say "Provider." If you're a member, say "Member."

Interruption Permitted

Providers


Member

Press 1

Press 2

Note: You can use your touch tone keypad to enter numeric characters.

2) Authorization and Referral Management



For medical surgical outpatient services, say "outpatient." For medical surgical preauthorizations of inpatient, home health or referrals, say "authorization and referral management." For mental health or chemical dependency, say "behavioral health."

Interruption Permitted

Outpatient


Authorization and Referral Management

Behavioral Health

Press 1

Press 2

Press 3



Is the patient a federal employee or dependent?

Interruption Permitted

Federal Employee or Dependent

Non-Federal Employee or Dependent

Press 1

Press 2

Note: To submit your request online refer to the [BlueApprovRSM](#) or [Availity[®] Essentials Attachments: Recommended Clinical Review Requests](#) pages. If faxing supporting medical documentation for a previously submitted request, please include the request number.

- Utilize your keypad when possible
- Avoid using cell phones
- Minimize background noise
- Mute your phone when you are not speaking



Authorization is required for certain services and determines medical necessity and appropriateness of treatment. Certification does not guarantee that services are eligible at time of admission or procedure, as it only assures the treatment meets the plan's medical necessity guidelines. Please call us back if you anticipate the length of stay will exceed the certificated days or the patient needs continued services. A recommended clinical review is optional and can be submitted online or by mail if services may not be covered based on medical necessity. Refer to our provider website for more information regarding utilization management and preservice reviews.



Okay. What's your 10-digit billing National Provider ID?

Situational:

If the system does not recognize the NPI, you will be prompted for a tax ID.

Interruption Permitted

Say or enter your NPI number.

Note: Professional providers should use the rendering NPI of the individual who is providing services.



Okay. Authorization and referral management. Excluding the three-character prefix, what's the subscriber ID?

Situational:

If multiple policies are found for your patient, you will be asked to provide their group number.

Interruption Permitted

Say or enter only the subscriber ID, excluding the three-character prefix.

Note: Alpha and numeric characters may be entered by touch tone keypad. The Alpha Touch Tone reference guide is available on [page 6](#) for assistance keying alpha characters.



Do you need to check procedure code requirements, request authorization and referral, or check the status?

Interruption Permitted

Check Procedure Code Requirements

Press 1

Request Authorization and Referral

Press 2

Check the Status

Press 3



Okay. Inpatient, home or referral?

Interruption Permitted

Inpatient

Press 1

Home

Press 2

Referral

Press 3

- Utilize your keypad when possible
- Avoid using cell phones
- Minimize background noise
- Mute your phone when you are not speaking



And do you want to create a new request or extend an existing request?

Interruption Permitted

New Request

Extend Existing Request

Press 1

Press 2

Note: Use [Availability Essentials Authorizations](#) to extend requests online or provide the request ID and connect with next available agent.



Please tell me, what's the patient's date of birth?

Interruption Permitted

The date of birth format is mm/dd/yyyy.



You can press pound to skip these instructions. To process this request, I'll need some information including the NPIs for the attending provider as well as for the facility. I'll also need the diagnosis code and any applicable procedure codes. If you're ready to continue, say "I'm ready." You can also say "I need more time" or to hear this again, say "repeat that."

Interruption Permitted

**Voice option must be used here.
Touch tone is not an available option.**

Note: Press the pound key (#) to skip these instructions.



Next, say or enter the NPI of the attending provider during this stay or say, "it's the same as my NPI."

Situational:

If the system does not recognize the NPI, you will be prompted to provide additional identifiers (i.e., address, zip code, etc.).

Interruption Permitted

Touch tone and voice are both available options.



Okay. Please say or enter the NPI for the inpatient facility?

Interruption Permitted

Say or enter the facility NPI number.



What's the treatment setting?

Interruption Permitted

Hospital

Rehab

Intermediate Care

Skilled Nursing Facility

Press 1

Press 2

Press 3

Press 4

- Utilize your keypad when possible
- Avoid using cell phones
- Minimize background noise
- Mute your phone when you are not speaking



Treatment Type Options

What's the treatment type?

Situational: Options are based on the treatment setting and place of treatment previously entered.

Hospital

- Medical Care
- Long Term Care
- Hospice
- Neonatal
- Surgical
- Maternity
- Transplants

Rehab

- Long-Term Care
- Rehab

Skilled Nursing Facility

- Medical Care
- Rehab

Note: Medical applies to anything that does not fall in the preceding inpatient categories.



And is this an elective or emergency service?

Interruption Permitted

Elective
Emergency Service

Press 1
Press 2



Tell me the admission date for this inpatient request. For example, December tenth, twenty twenty-four. You can also say "today."

Interruption Permitted

The admission date format is mm/dd/yyyy.



How many days are you requesting?

Interruption Permitted

Say or enter the number of days.



Now, say or enter a CPT or HCPCS procedure code. If there any letters, please say it like this "letter A 2 3 4 5."

Interruption Permitted

Say or enter the procedure code.

Note: Procedure codes are required based on the treatment setting and treatment type previously entered.



Okay. Say or enter the next CPT or HCPCS procedure code or say, "that's it."

Interruption Permitted

Say or enter the next procedure code or say, "that's it."

- Utilize your keypad when possible
- Avoid using cell phones
- Minimize background noise
- Mute your phone when you are not speaking



Since this inpatient stay ends on or after October 1st, 2015, this request needs to be processed using an ICD10 diagnosis code. Please tell me the ICD10 diagnosis code or say "one moment" if you need to find it.

Interruption Permitted

Say or enter the ICD-10 diagnosis code.

Note: Diagnosis codes can be up to six digits maximum. When entering a diagnosis code using your touch tone keypad, press the star key (*) to enter the decimal point. If utilizing the voice option, say "dot."



Okay. To review the information, say "review." Or to submit this request without verifying, say "submit." You can also say "cancel request."

Interruption Permitted

Review Information

Submit
Cancel Request

Press 1

Press 2

Press 3

Note: Upload and attach medical documentation online via [Availability Authorizations](#).



Okay, sure. To confirm, this request is for... *see example*

Is this all, correct? Say "yes", "no" or "repeat that."

Interruption Permitted

Yes

No

Repeat That

Press 1

Press 2

Press 3

Example: "John Smith. The facility is Smith Hospital. The attending provider is Jane Doe. For diagnosis code 123.45. The treatment type is Therapy. The treatment setting is inpatient, and this is an elective treatment. The service code is 99999. For CPT 99999, 2 days are requested starting September 13st, 2024."



Okay. To submit this request, say "submit." If you need to cancel this request, press 2.

Interruption Permitted

Submit

Cancel

Press 1

Press 2

- Utilize your keypad when possible
- Avoid using cell phones
- Minimize background noise
- Mute your phone when you are not speaking

Alpha Touch-Tone Reference

Alpha touch-tone is available as an alternative to voicing alpha-numeric mixed information.

To enter a **subscriber ID**, **group** or **claim number** containing alpha character(s):

- 1) Press the star key (*) to begin a letter sequence
- 2) Press the number key containing the desired letter (e.g., press 2 for A, B or C)
- 3) Press 1, 2, 3 or 4 to indicate the position the letter is listed on the selected key (e.g., press *21 to enter A)

A	=	*21
B	=	*22
C	=	*23

D	=	*31
E	=	*32
F	=	*33

G	=	*41
H	=	*42
I	=	*43

J	=	*51
K	=	*52
L	=	*53

M	=	*61
N	=	*62
O	=	*63

P	=	*71
Q	=	*72
R	=	*73
S	=	*74

T	=	*81
U	=	*82
V	=	*83

W	=	*91
X	=	*92
Y	=	*93
Z	=	*94

Group Number

Ex. 1	Y	N	1	2	3	4
Press	*93	*62	1	2	3	4
Ex. 2	1	2	K	3	4	5
Press	1	2	*52	3	4	5

Subscriber ID

Ex. 1	A	1	N	2	3	4	5	6	7
Press	*21	1	*62	2	3	4	5	6	7
Ex. 2	0	9	2	T	7	6	8		
Press	0	9	2	*81	7	6	8		

Note: Exclude three-character prefix when entering the subscriber ID.

Claim Number

Ex. 1	2	1	3	4	F	5	6	7	0	X
Press	2	1	3	4	*33	5	6	7	0	*92
Ex. 2	2	0	1	T	8	7	6	5	0	C
Press	2	0	1	*81	8	7	6	5	0	*23

Note: The claim number should be 13 digits.

Have questions or need additional education? Email our [Provider Education Consultants](#).

Be sure to include your name, direct contact information and Tax ID or Billing NPI.

Checking eligibility and/or benefit information and/or obtaining prior authorization is not a guarantee of payment. Benefits will be determined once a claim is received and will be based upon, among other things, the member's eligibility and the terms of the member's certificate of coverage, including, but not limited to, exclusions and limitations applicable on the date services were rendered. **Certain employer groups may require prior authorization or pre-notification through other vendors. If you have any questions, call the number on the member's ID card.** Regardless of any prior authorization or benefit determination, the final decision regarding any treatment or service is between the patient and the health care provider.

Availity is a trademark of Availity, LLC, a separate company that operates a health information network to provide electronic information exchange services to medical professionals. Availity provides administrative services to BCBSTX. BCBSTX makes no endorsement, representations or warranties regarding third party vendors and the products and services they offer.